

# PROTECT YOUR SKIN WEAR GLOVES

**Hands are the most exposed part of your body. Protect them!**  
**Not all gloves are suitable** for handling crop protection products:  
**Wear Nitrile Gloves** specific for the purpose (3rd category EN 347).

## NEVER USE DAMAGED GLOVES

### Control before putting on gloves:

- Are my hands clean and dry?
- Do my gloves show any visible damage such as lumps, small holes or imperfections?
- Are there leaks in my gloves?


### To find out:

- Capture air in the glove (do not blow)
- Roll up and squeeze the inflated glove to check whether there are leaks



## ALWAYS START BY CAREFULLY READING THE LABEL

**Always use gloves when handling a crop protection product!**



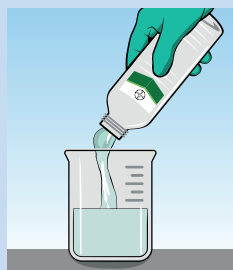
Tuck gloves outside shirt sleeves



When reading the label



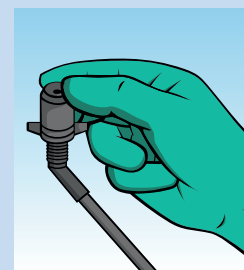
During opening



During filling/mixing



During rinsing



During Maintenance

## REMEMBER, ALWAYS WASH THE GLOVES BEFORE REMOVING THEM



1




2



3



4



5



6

**Store the gloves properly, NOT in direct sunlight and NOT in PPP storage!**



Before using a product check our dress code online to verify all the DPI:

<http://www.cropscience.bayer.it/Sicurezza/Stewardship/DressCode.aspx>